



SHANXI ASCENT INDUSTRIAL CO.,LTD

12-5, Building No.34, Changfeng

Community, Xiaodian District

Taiyuan, China


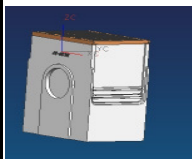

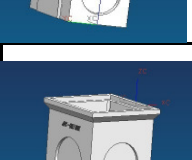
Tel: 0086 351 7922077

Fax: 0086 351 7921035

E-mail: info@ascentcn.com


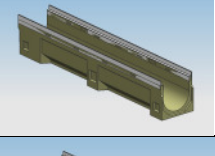
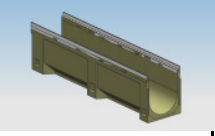
Website: www.ascentcn.com

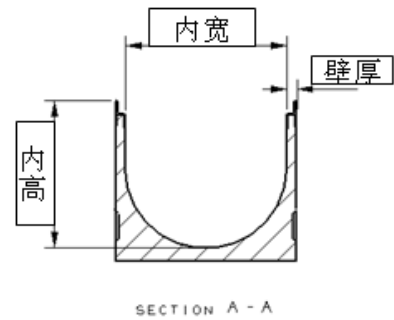
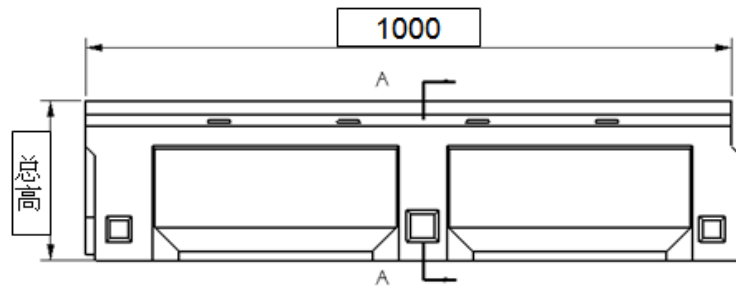
The moulds list

Silt box Series						
No.	Item	Drawing	Inner dimension (mm)	thickness (mm)	Weight (kgs)	Silt box
1	L150-20DM-PC		430*150*530	20	37	apply to L150 and drainage channel of Reservation Outlet 150mm or 100mm
2	L200-30DM-PC		440*200*570	30	62	apply to L200 and drainage channel of Reservation Outlet 200mm
3	U200-20DM-PC		465*200*580	20	47	apply to U200 and drainage channel of Reservation Outlet 200mm or 160mm
4	S-20DM-PC		300*300*440	20	32	universal type


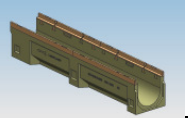







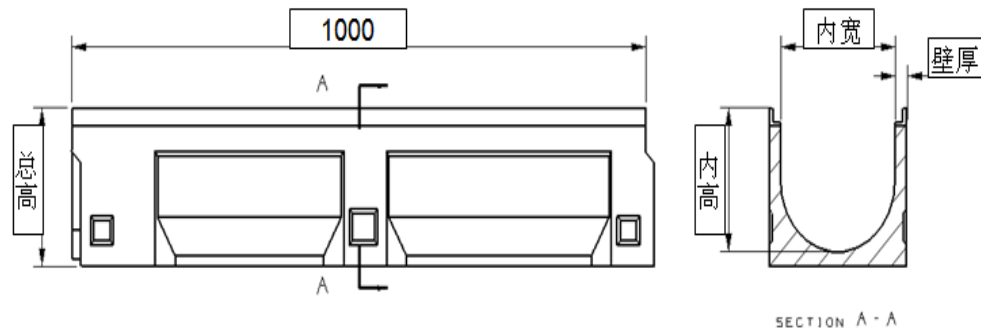
MD Series(with integrated galvanized steel edge production)

No.	Item	Drawing	Thickness (mm)	Outer height (mm)	Inner height (mm)	Drawing No.	Weight (KG)	Height Adjustable (mm)
1	U100MD (Inner Width, 100mm)		15	95	80	U100-15095GS	8.5	nope
				150	130	U100-15150GS	13.5	
				200	180	U100-15200GS	16	
				250	230	U100-15250GS	18	
				300	280	U100-15300GS	22	
2	U150MD (Inner Width, 150mm)		15	180	160	U150-15150GS	17.5	180-330
				230	210	U150-15230GS	20	
				280	260	U150-15280GS	22.5	
				330	310	U150-15330GS	25	
				370	350	U150-15370GS	29	
3	U200MD (Inner Width, 200mm)		15	220	200	U200-15220GS	24	220-370
				270	250	U200-15270GS	26.5	
				320	300	U200-15320GS	29	
				370	350	U200-15370GS	31.5	




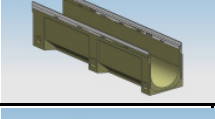



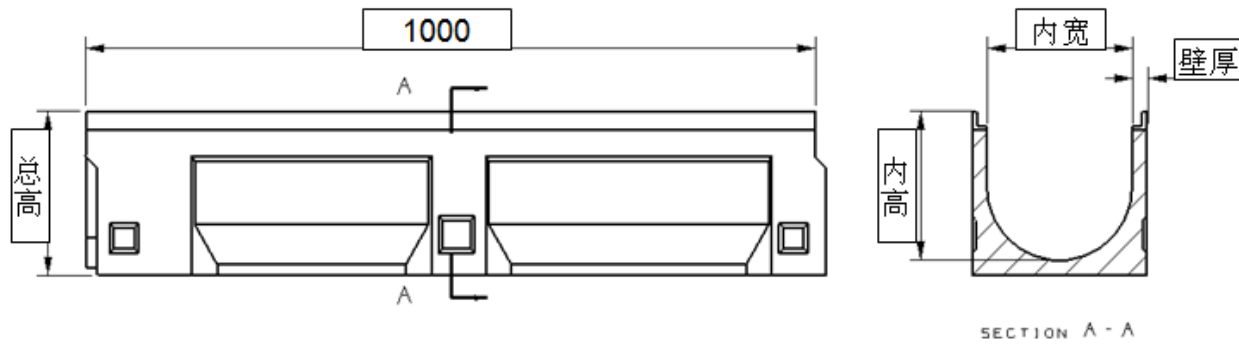
HDASeries(with integrated cast iron edge protection)

No.	Item	Drawing	Thickness (mm)	Outer height (mm)	Inner height (mm)	Drawing No.	Weight (KG)	Height Adjustable (mm)
1	U100HD		20	150	130	U100-20150CI	17.5	150-300
				200	180	U100-20200CI	21	
				250	230	U100-20250CI	24	
				300	280	U100-20300CI	28	
2	U150HD		20	180	160	U150-20180CI	21.4	180-330
				230	210	U150-20230CI	27	
				280	260	U150-20280CI	30.5	
				330	310	U150-20330CI	34	
3	U200HD		20	220	200	U200-20220CI	28.4	220-370
				270	250	U200-20270CI	34	
				320	300	U200-20320CI	37.5	
				370	350	U200-20370CI	40.5	
4	U250HD		20	250	220	U250-20250CI	45	250-400
				300	270	U250-20300CI	49	
				350	340	U250-20350CI	53	
				400	370	U250-20400CI	56	
5	U300HD		20	330	300	U300-20330CI	54.5	330-480
				380	350	U300-20380CI	59	
				430	400	U300-20430CI	62	
				480	450	U300-20480CI	65	
6	L150HD		20	220	200	L150-20220CI	19.5	

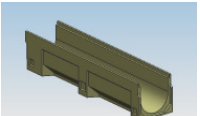

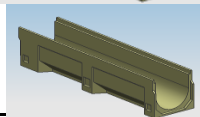
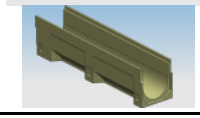
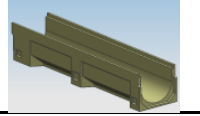




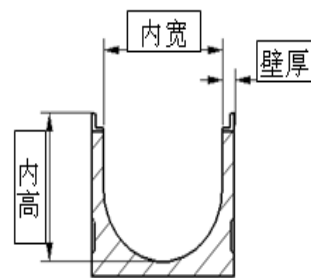
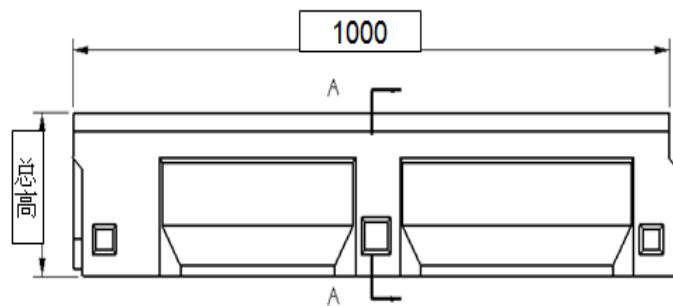
HDB Series(with integrated galvanized steel edge production)

No.	Item	Drawing	Thickness (mm)	Outer height (mm)	Inner height (mm)	Drawing No.	Weight (KG)	Height Adjustable (mm)
1	U100HD		20	150	130	U100-20150GS	16	150-300
				200	180	U100-20200GS	19.5	
				250	230	U100-20250GS	22.5	
				300	280	U100-20300GS	28	
2	U150HD		20	180	160	U150-20180GS	20	180-330
				230	210	U150-20230GS	25.5	
				280	260	U150-20280GS	29	
3	U200HD		20	220	200	U200-20220GS	27	220-370
				270	250	U200-20270GS	32.5	
				320	300	U200-20320GS	36	
				370	350	U200-20370GS	39	
4	U250HD		20	250	220	U250-20250GS	43.5	250-400
				300	270	U200-20300GS	47.5	
				350	340	U200-20350GS	51.5	
				400	370	U200-20400GS	54.5	
5	U300HD		20	330	300	U300-20330GS	53	330-480
				380	350	U300-20380GS	57	
				430	400	U300-20430GS	60	
				480	450	U300-20480GS	63	





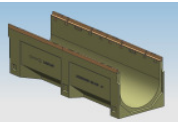




HDC Series(without the edge production)

No.	Item	Drawing	Thickness (mm)	Outer height (mm)	Inner height (mm)	Drawing No.	Weight (KG)	Height Adjustable (mm)
1	U100HD		20	150	130	U100-20150PC	15	150-300
				200	180	U100-20200PC	19	
				250	230	U100-20250PC	22	
				300	280	U100-20300PC	26	
2	U150HD		20	180	160	U150-20180PC	19	180-330
				230	210	U150-20230PC	25	
				280	260	U150-20280PC	28	
				330	310	U150-20330PC	32	
3	U200HD		20	220	200	U200-20220PC	26	220-370
				270	250	U200-20270PC	31	
				320	300	U200-20320PC	34	
				370	350	U200-20370PC	37	
4	U250HD		20	250	220	U250-20250PC	43	250-400
				300	270	U200-20300PC	46	
				350	340	U200-20350PC	50	
				400	370	U200-20400PC	53.5	
5	U300HD		20	330	300	U300-20330PC	52	330-480
				380	350	U300-20380PC	56	
				430	400	U300-20430PC	59	
				480	450	U300-20480PC	62	
6	L150HD		20	220	200	L150-20220PC	19.5	



TD Series(with integrated cast iron edge protection)

No.	Item	Drawing	Thickness (mm)	Outer height (mm)	Inner height (mm)	Drawing No.	Weight (KG)	Height Adjustable (mm)
1	U100TD		25	150	125	U100-25150CI	20	150-300
				200	175	U100-25200CI	25	
				250	225	U100-25250CI	30	
				300	275	U100-25300CI	35	
2	U150TD		25	145	120	U150-25145CI	23.5	145-205
				205	180	U150-25205CI	28	
			25	180	160	U150-25180CI	25	180-330
				230	210	U150-25230CI	31	
				280	255	U150-25280CI	35	
3	U200TD		25	205	180	U200-25205CI	34	205-265
				265	240	U200-25265CI	38.8	
			25	220	200	U200-25220CI	36	220-370
				270	250	U200-25270CI	40	
				320	305	U200-25320CI	45	
				370	345	U200-25370CI	51	
4	U250TD		25	250	220	U250-25250CI	50	250-400
				300	270	U250-25300CI	55	
				350	340	U250-25350CI	61	
				400	370	U250-25400CI	66	
5	U300TD		27.5	310	280	U300-275310CI	61	310-370
				370	340	U300-275370CI	66.5	
			27.5	330	300	U300-275330CI	63	330-480
				380	350	U300-275380CI	68	
				430	400	U300-275430CI	73	
				480	450	U300-275480CI	80	
6	U100TD		27.5	210	185	L100-275210CI	25	
7	L200TD		30	265	235	L200-30265CI	35	

